



39, Via dei Castelli Romani - 00040 Pomezia (Roma - Italy)
Tel. (39-06) 9105285 r.a. • Fax (39-06) 9100617 • www.itstodini.it

SINCERT



SABBATINI & PALLARES
@ Marchi registrati ITS TODINI srl

RF/E REV. 0 • 10/03/2007



RACCORDI
PER TUBO FERRO

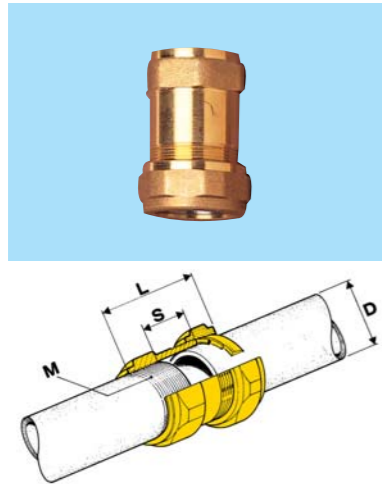
TUBOFIX

TUBOFIX è un raccordo rapido scorrevole per impianti in tubo di ferro.

- Consente di riparare e modificare gli impianti senza la necessità di effettuare filettature in opera.
- Disponibile in sei figure: Maschio, Femmina, Doppio, T scorrevole, T femmina, Prolunga.
- La tenuta meccanica dell'accoppiamento con il tubo è garantita dall'**anello conico inox** che incide, griffandolo, l'acciaio del tubo.
- La generosa lunghezza del corpo del raccordo favorisce la posa in opera compensando gli eventuali errori e imprecisioni di misura o di taglio.

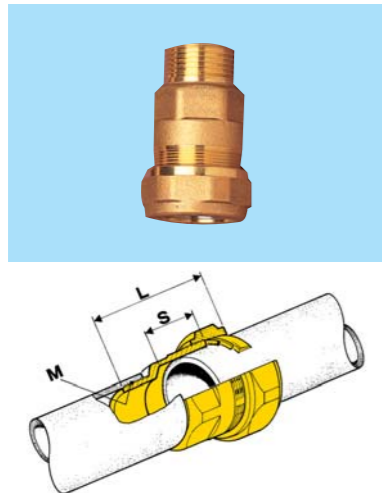
Materiali e condizioni d'esercizio

- Corpo e dado in ottone OT 58 UNI 5705/65 stampato a caldo e sottoposto a distensione finale
- **Anello inox AISI 303 UNI 6901/71**
- Guarnizione di tenuta conica in EPDM
- Guarnizione di tenuta in gomma siliconica per gas (disponibile su richiesta)
- Pressione d'esercizio 50 atm (*)
- Temperatura d'esercizio da -20° C a +120° C



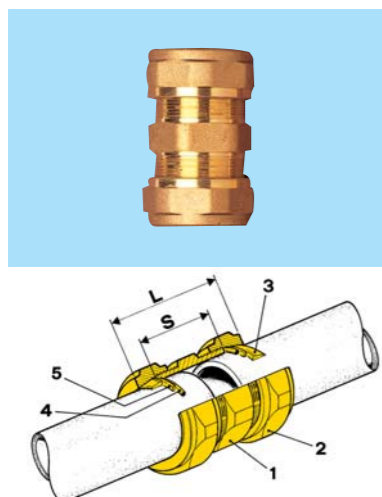
FEMMINA - FEMALE

Mis.-Size	Art.-Item	D	L	M	S	Conf.	Kg.
3/8"	7.01	17,5	65	3/8" FG	35	24	4.70
1/2"	7.02	21,8	65	1/2" FG	35	24	5.82
3/4"	7.03	27,5	68	3/4" FG	38	24	6.82
1"	7.04	34	76	1" FG	42	12	4.82
1" 1/4"	7.05	43,5	81	1" 1/4" FG	46	12	7.50
1" 1/2"	7.06	49,5	88	1" 1/2" FG	50	6	5.14
2"	7.07	61,5	96	2" FG	54	4	5.12



MASCHIO - MALE

Mis.-Size	Art.-Item	D	L	M	S	Conf.	Kg.
3/8"	7.91	17,5	67	3/8" FG	35	24	3.60
1/2"	7.92	21,8	67	1/2" FG	35	24	4.88
3/4"	7.93	27,5	68	3/4" FG	38	24	5.76
1"	7.94	34	76	1" FG	42	12	5.94
1" 1/4"	7.95	43,5	89	1" 1/4" FG	46	12	7.60
1" 1/2"	7.96	49,5	95	1" 1/2" FG	50	6	4.64
2"	7.97	61,5	100	2" FG	54	4	4.52



DOPPIO - DOUBLE

Mis.-Size	Art.-Item	D	L	M	S	Conf.	Kg.
3/8"	7.51	17,5	68	3/8" •	40	24	6.20
1/2"	7.52	21,8	70	1/2" •	40	24	7.14
3/4"	7.53	27,5	79	3/4" •	46	24	8.22
1"	7.54	34	84	1" •	50	12	5.94
1" 1/4"	7.55	43,5	85	1" 1/4" •	50	12	9.34
1" 1/2"	7.56	49,5	92	1" 1/2" •	56	6	5.46
2"	7.57	61,5	98	2" •	56	4	6.16

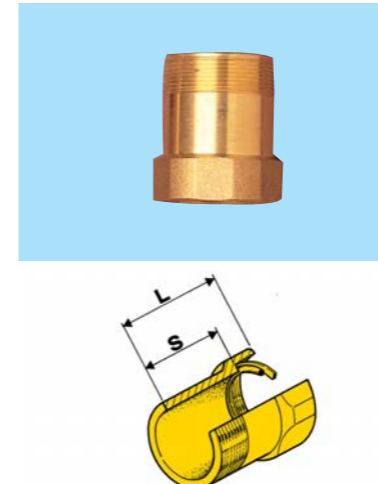
TUBOFIX

TUBOFIX is an adjustable fast compression fitting for plants built in steel pipes.

- It allows to repair and modify plants without need of threading in place.
- It is available in six figures: Male, Female, Double, Compression T, Female T, Extension.
- Mechanical clamping of the pipe is assured by the **stainless steel tapered ring** that clutches the steel of the pipe.
- The fitting's generous length makes installation easy, allowing to make up for inaccurate and wrong measurements or cuts.

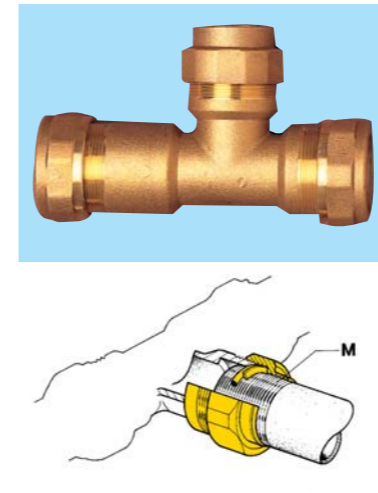
Materials and working conditions

- Body and locknut in OT58 UNI 5705/65 brass hot stamped and stress relieved after machining
- **AISI 303 UNI 6901/71 stainless steel ring**
- EPDM tapered seal
- Siliconic rubber o-ring type seal for gas (available at request)
- Working pressure 50 atm (*)
- Working temperature from -20° C a +120° C



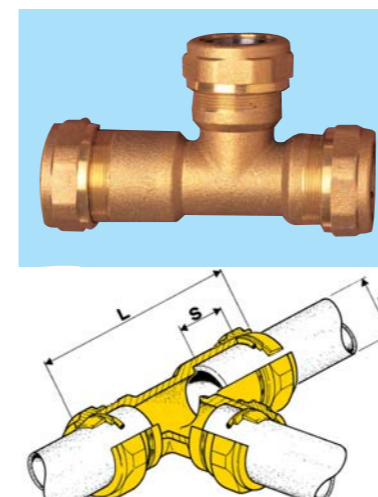
PROLUNGA - EXTENTION

Mis.-Size	Art.-Item	D	L	M	S	Conf.
3/8"	7.61	17,5	47	3/8" •	35	•
1/2"	7.62	21,8	47	1/2" •	35	•
3/4"	7.63	27,5	49	3/4" •	37	•
1"	7.64	34	53	1" •	41	•



T FEMMINA - T FEMALE

Mis.-Size	Art.-Item	D	L	M	S	Conf.
3/8"	7.71F	17,5	121	3/8" FG	35	•
1/2"	7.72F	21,8	128	1/2" FG	35	•
3/4"	7.73F	27,5	137	3/4" FG	37	•
1"	7.74F	34	152	1" FG	42	•



T SCORREVOLE - T COMPRESSION

Mis.-Size	Art.-Item	D	L	M	S	Conf.
3/8"	7.71	17,5	121	3/8" •	35	•
1/2"	7.72	21,8	128	1/2" •	35	•
3/4"	7.73	27,5	137	3/4" •	37	•
1"	7.74	34	152	1" •	42	•